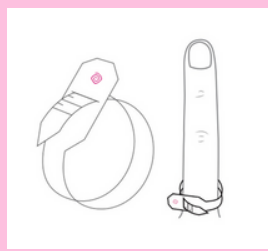


Guía de tallas

*Los milímetros son aproximados puede variar arriba o abajo 1-2 milímetros

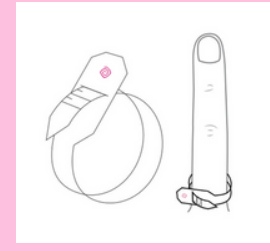

*Si estás entre dos tallas se recomienda elegir la mayor

talla 8



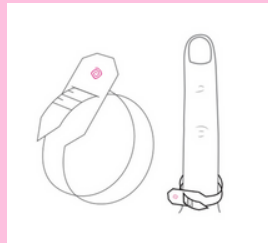
4,8 cm

talla 10



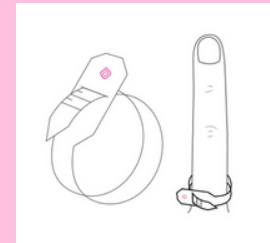
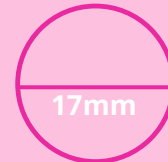
5,0 cm

talla 12



5,2 cm

talla 14



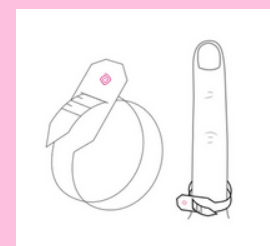
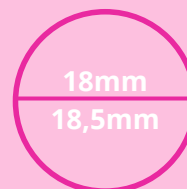
5,4 cm

talla 16



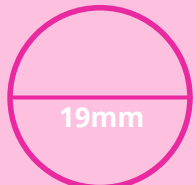
5,6 cm

talla 18



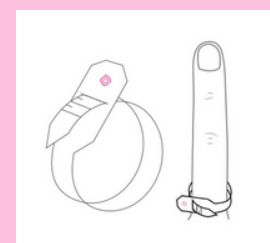
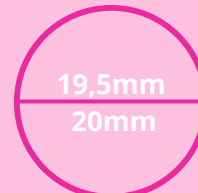
5,8 cm

talla 20



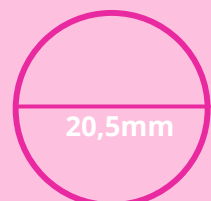
6,0 cm

talla 22



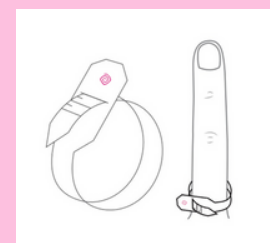
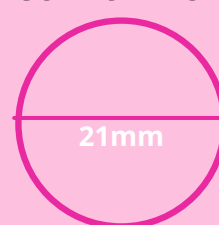
6,2 cm

talla 24



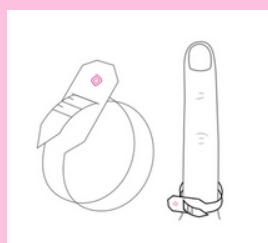
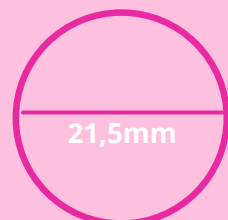
6,4 cm

talla 26



6,6 cm

talla 28



6,8 cm